

**TECHNICAL BID EVALUATION SHEET SUCTION MACHINE FOR ENTO.T, SHEIKH ZAYED MEDICAL COLLEGE/HOSPITAL,**

**R.Y.KHAN Date 24-12-2024**

Name of the Equipment:	SUCTION MACHINE
Quantity:	02 No.

**PART- I**

**KNOCK DOWN CRITERIA - (COMMERCIAL EVALUATION)**

Sr. No.	Evaluation Parameters	M/S Vital Care Lhr	M/S Maven Healthcare Lhr
1	Complete item with accessories and optional	Yes	Yes
2	Affidavit from Bidder	Yes	Yes
3	Bid Security	Yes	Yes
4	Bid Validity	Yes	Yes
5	Delivery Period	Yes	Yes
Remarks:		Responsive	Responsive

**PART- II**

**KNOCK DOWN CRITERIA - (VENDOR EVALUATION)**

Sr. No.	Evaluation Parameters	M/S Vital Care Lhr	M/S Maven Healthcare Lhr
1	Exclusive Authorization / Sole Agent Certificate by the Manufacturer	Yes	Yes
2	Technical & Engineering capability (As defined for the specific tender in specifications)	Yes	Yes
3	Certificate from the Manufacturer about the after sales services through agent or itself (In case specifically demanded in the specifications)	Yes	Yes
4	Vendor Past performance (In case of unsatisfactory performance, details must be mentioned)	Yes	Yes
5	Availability of relevant Tools and Testing/ Calibration Equipment	Yes	Yes
6	Compliance of Warranty as per tender	Yes	Yes
Remarks:		Responsive	Responsive


Handwritten signatures and initials in blue ink are present on the right side of the page, including a large signature at the top and several initials below it.

# PART – III

## KNOCK DOWN CRITERIA - PRODUCT EVALUATION


SPECIFICATION COMPLIANCE /EVALUATION PARAMETERS		M/S Vital Care Lhr	M/S Maven Healthcare Lhr
<b>1 - Suction Machine</b>			
	Brand	HERSILL,S,L,	Seba Handels Gmbh
	Model	EUROVAC H-50	SA01HT (Quoted Model not available on website)
	Country of Manufacturer	Spain	Germany
	Country of Origin of Product/Model Number	Spain	Germany
	Compliance with defined quality standards	CE	CE Not Available Quoted Model
	Specification Compliance features wise:		
	<b>Specifications:</b>		
	Piston or Diaphragm type with oil free pump mechanism.	Yes	Yes
	Heavy duty Mobile Suction Unit with twin jars (Polysulfide or Polycarbonate type) of capacity up to 4 or 5 liter each,	Yes	Yes
	Autoclavable.	Yes	Yes
	Aspiration rates up to 40-60 liters/minutes or more at 640-900mm.Hg	Yes	Yes
	Vacuum continuously adjustable	Yes	Yes
	Triple or Over flow safety device.	Over Flow Safety device	Yes
	Change over valve	Yes	Yes
	Suction tubing of silicone with coupling connection for each jar	Yes	Yes

Noise Level 50 dB or less. 220V/50Hz.		Yes	Yes
<b>Accessories:</b>			
1. 50 x Hydrophobic/bacterial filter		Yes	Yes
2. trolley with lockable wheels		Yes	Yes
<b>Remarks</b>		<b>Responsive</b>	<b>Model Not available on website Non Responsive</b>

  
**Dr. Muhammad Waseem**  
 Senior Registrar of Surgery  
 SZMC/SZH


**Dr. Khurram Munir**  
 Assistant Prof. Physiology  
 SZMC/SZH

  
**Dr. Anees Ur Rehman**  
 Associate Prof. HOD ENT  
 Department SZMC/SZH

  
**Dr. Muhammad Shahbaz Hussain**  
 Associate Prof. Pathology  
 SZMC/SZH



**Prof. Dr. Wazir Ali Khan**  
 Chairman Technical Committee/  
 HOD of Neurology Dept.  
 SZMC/SZH

  
**Dr. Imran Bashir**  
 AMS/Admin SZH

## TECHNICAL BID EVALUATION SHEET

Digital Dental Imaging Sensor for Dental Department , SHEIKH ZAYED  
MEDICAL COLLEGE/HOSPITAL, R.Y.KHAN Date 24-12-2024

Name of the Equipment:	Digital Dental Imaging Sensor for Dental Department
Quantity:	01 No.

### PART- I


#### KNOCK DOWN CRITERIA - (COMMERCIAL EVALUATION)

Sr. No.	Evaluation Parameters	M/S Advance Western Lahore
1	Complete item with accessories and optional	No
2	Affidavit from Bidder	No
3	Bid Security	Yes
4	Bid Validity	Yes
5	Delivery Period	No
Remarks:		Non-Responsive

### PART- II

#### KNOCK DOWN CRITERIA - (VENDOR EVALUATION)


Sr. No.	Evaluation Parameters	M/S Advance Western Lahore
1	Exclusive Authorization / Sole Agent Certificate by the Manufacturer	Yes
2	Technical & Engineering capability (As defined for the specific tender in specifications)	Yes
3	Certificate from the Manufacturer about the after sales services through agent or itself (In case specifically demanded in the specifications)	Yes
4	Vendor Past performance (In case of unsatisfactory performance, details must be mentioned)	No
5	Availability of relevant Tools and Testing/ Calibration Equipment	No
6	Compliance of Warranty as per tender	Yes
Remarks:		Non-Responsive




# PART – III


## KNOCK DOWN CRITERIA - PRODUCT EVALUATION


SPECIFICATION COMPLIANCE /EVALUATION PARAMETERS		M/S Advance Western Lahore
<b>1 - Digital Dental Imaging Sensor for Dental Department</b>		
Brand	Digora	
Model	Optime	
Country of Manufacturer	FINLAND	
Country of Origin of Product/Model Number	FINLAND/DXR-50-001	
Compliance with defined quality standards	Yes-CE	
Specification Compliance features wise:		
<b>Specifications:</b>		
Operation under normal light conditions	Yes	
16-bit or better	14-bit	
High image quality with effective resolution 14-22LP/mm or better	Yes, 14.3lp/mm	
Rapid image availability within 7-8 sec	Yes, 4.3 - 7.5 seconds	
Image read out, erase and make ready for the next use in one step	Yes	
Standby function	No	
Compact design place able in the direct vicinity of chair	Yes	
PC interface via USB and Network	Yes	
Common intraoral plates sized with 100% active surface area	Yes	
Complete with image viewing software on single PC station	Yes	
<b>Accessories:</b>		
2x image plate size (22mm X 35mm)	Not Qouted	
4x image plate size: (22mm X 35mm)	Not Qouted	
Light protective covers for image plates	Not Qouted	
1x Image plate storage box	Not Qouted	
1x USB Cable Software with unlimited user license	Not Qouted	
Remarks	Non-Responsive	


  
**Dr. Muhammad Waseem**  
 Senior Registrar of Surgery  
 SZMC/SZH

**Dr. Khurram Munir**  
 Assistant Prof. Physiology  
 SZMC/SZH

  
**Dr. Muhammad Shahbaz Hussain**  
 Associate Prof. Pathology  
 SZMC/SZH

  
**Dr. Imran Bashir**  
 AMS/Admin SZH

For  
  
**Dr. Shazia Shabnam**  
 HOD Dental Department SZH

  
**Prof. Dr. Wazir Ali Khan**  
 Chairman Technical  
 Committee/  
 HOD of Neurology Dept.